



Volkswagen Odette DELJIT/SYNCRO

Message Implementation Guideline

Version:	3.2
Variant:	JIT/JIS
Basic:	UN D.97A S3
Publishing:	23.01.2017
Author:	Th. Sieck

Table of Contents

Introduction..... 3

Changelog..... 5

Message Type..... 6

Branching Diagram 7

Segment Details 10

Sample Message..... 30

Introduction

EDIFACT/Odette-DELJIT/SYNCRO,
EDIFACT Directory D97A, VW SYNCRO Version 3

EDI message for calling and directing JiT modules to be delivered for specific vehicles in sequence of production.

In standard cases the message DELJIT/SYNCRO is sent to the JiT supplier as a call order in sequence of production and as a reference data record after fixing of vehicle orders (SONATA).

If required this message may also be sent as a sequence forecast from agreed registration points (e.g. start of bodyshell manufacture).

In exceptional cases it is possible, while taking on substantial risks, to transmit vehicle data records before the vehicle orders are fixed (FAVAS).

This Implementation Guide applies to SYNCRO messages and may be used at new Just-in-Time installations with FIS-JIT-Evolution in a Volkswagen AG recipient plant. Consequently, this guide supplements or replaces the description of DELJIT/SYNCRO D95B in the annex to the procedural description "Processing of supplier parts in JiT deliveries of simple and multi-variant JiT assemblies" and the DELJIT/SYNCRO D97A Version 2. Existing JiT installations will initially not be affected by this version change

Implementation must be agreed with the person responsible for JiT at the brand or Volkswagen AG plant.

You can also find the latest version of this document in the VW-Intranet under

http://www.vwgroupsupply.com/portal01/vw/pub?path=/content/vwkc/de/public/informationen/elektronischer_datenaustausch/edi_guidelines.portlet.html

VW-Version 3: Modifications to Version 2 in overview

Segment BGM C002 DE 1001 C106 DE 1056	New codes to be used (cancellation!). Version identifier to be transmitted
Segment NAD(CZ) C082 DE 3039	Supplier-Id is transmitted with 9 digits.
Segment GIR (2) C206 DE 7402	Module Id (module code, formerly = part type group) can be transmitted up to 4 digits.
Segment LOC C517 DE 3225	The final point of delivery for re-orders can be used with max. 10-digits.
Segment PIA announced.	The PIA segment in SG7 now is used as in Version 2
PIA 14 C 10	Zusätzliche Produktidentifikation <i>Zusatzinformation Teileart (BESI-Teileart)</i> <i>Additional information kind of parts (BESI- kind of parts)</i>

1 Changelog

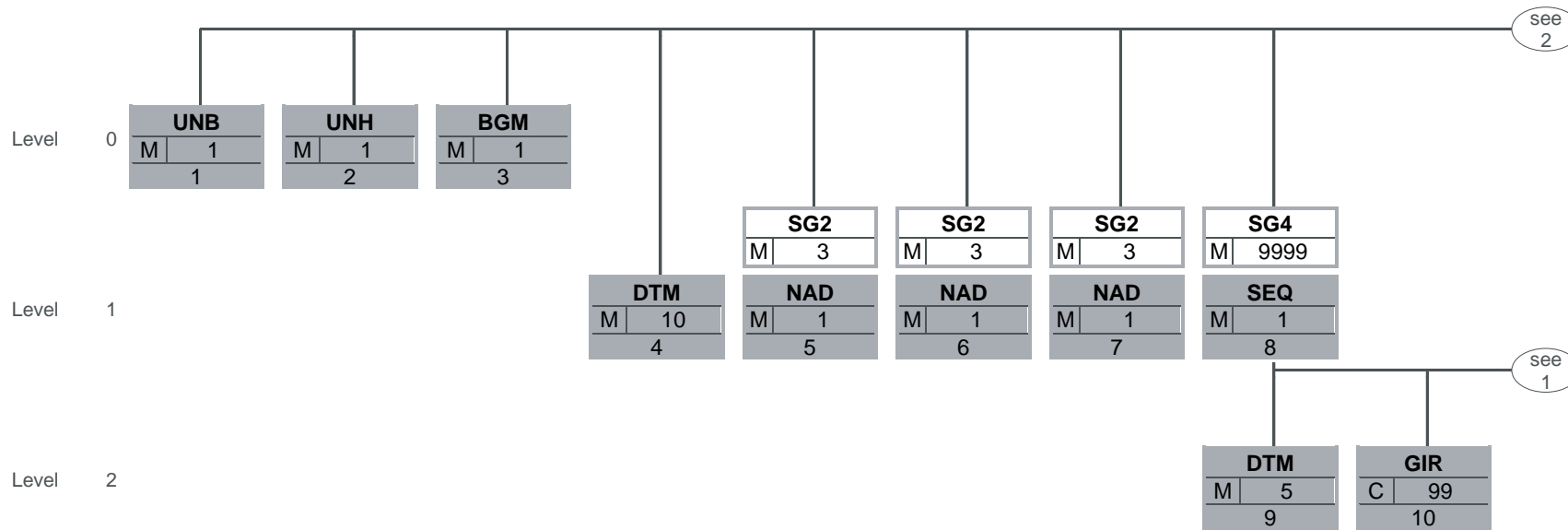
SG	Se	No. DE		Date	Version	Description
	BGM	003 1001	Document/message name, coded	2017-01-23	3.2	Code "EFL" added
			30			
	Supplier (goods sender) Identification		Party id. identification	2014-08-22	3.1	Format: an..9 => an..10
SG2	NAD	007 3039				
	Delivery Instruction Line		Place/location identification	2014-08-21	3.1	Status C => M
SG4	LOC	012 3225				
	Delivery Instruction Line		Date/time/period	2014-08-21	3.1	Status C => M
SG4	DTM	009 2380				
	Supplier (goods sender) Identification			2014-08-21	3.1	Status C => M
SG2	Consignee, goods recipient (destination factory)			2014-08-21	3.1	Status C => M
SG2	Delivery Instruction Line		Date/time/period format qualifier	2014-08-19	3.1	Explanation of date codes deleted
SG4	DTM	009 2379				
			203			
	BGM	003 1001	Document/message name, coded	2014-08-19	3.1	Codes "DIS" and "FAV" added
			30			
	Delivery Instruction Line		Sequence number	2014-08-18	Version 3.1	Description changed in regard to the assembly line.
SG4	SEQ	008 1050				

2 Message Type

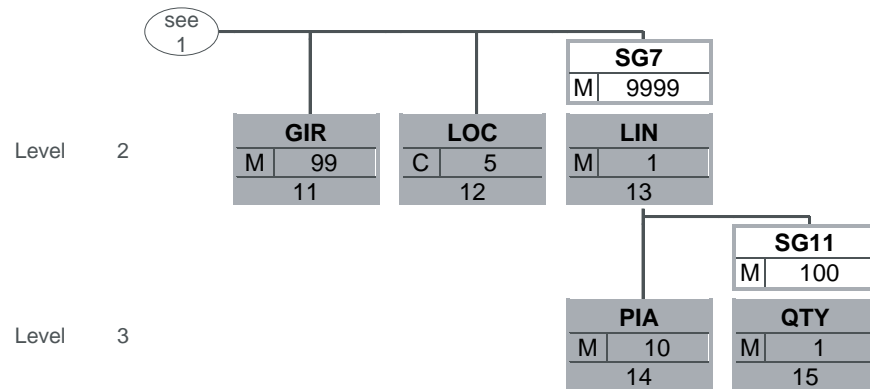
Tag	No	St	MaxOcc	Name
UNB	1	M	1	Identification of transmission (header segment), once per transmission
UNH	2	M	1	Message Type Identification, first segment of a message
BGM	3	M	1	Header segment of message, Message identification / reference number
DTM	4	M	10	Message creation date / time
SG2		M	3	
NAD	5	M	1	Customer Identification
SG2		M	3	
NAD	6	M	1	Consignee, goods recipient (destination factory)
SG2		M	3	
NAD	7	M	1	Supplier (goods sender) Identification
SG4		M	9999	
SEQ	8	M	1	Sequence data, Header segment per JiT-module
DTM	9	M	5	Sequence call-off date / time; In reference data: ZP8-date (possibly M1-date)
GIR	10	C	99	Vehicle data 1
GIR	11	M	99	Vehicle data 2
LOC	12	C	5	Manufacturing department code, not transmitted in the reference data and sequence preview of LAFES-JIT
SG7		M	9999	
LIN	13	M	1	Part number (parts no, assembly no, LAW no)
PIA	14	M	10	Additional information kind of parts (BESI- kind of parts)
SG11		M	100	
QTY	15	M	1	Call-off quantity = delivery quantity per assembly / part number
UNT	16	M	1	Final segment of message, Message check segment
UNZ	17	M	1	Final segment of transmission file, terminates a transfer file and checks it for completeness

This message structure described. A documented Segment/Segmentgroup shouldn't have to be assigned always. In contrast to the EDIFACT- Message layout chart the different Segment-version will be displayed explicitly.

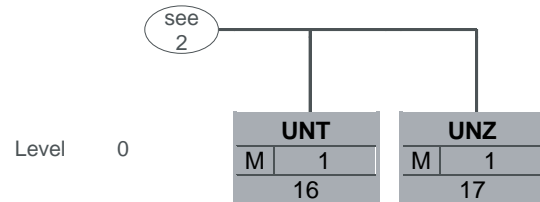
3 Branching Diagram



This message structure described. A documented Segment/Segmentgroup shouldn't have to be assigned always. In contrast to the EDIFACT- Message layout chart the different Segment-version will be displayed explicitly.



This message structure described. A documented Segment/Segmentgroup shouldn't have to be assigned always.
 In contrast to the EDIFACT- Message layout chart the different Segment-version will be displayed explicitly.



This message structure described. A documented Segment/Segmentgroup shouldn't have to be assigned always.
 In contrast to the EDIFACT- Message layout chart the different Segment-version will be displayed explicitly.

4 Segment Details

No	Tag	St	MaxOcc	Level	Name
1	UNB	M	1	0	Identification of transmission (header segment), once per transmission

			Standard	Implementation		
Tag	Name	St	Format	St	Format	Usage / Remark
S001	SYNTAX IDENTIFIER	M		M		
0001	Syntax identifier	M	a4	M	a4	UNOA UN/ECE level A
0002	Syntax version number	M	n1	M	n1	2 Version 2
S002	INTERCHANGE SENDER	M		M		
0004	Sender identification	M	an..35	M	an..35	Sender identifier, ODETTE-ID of data sender, in this case station R11 (ID contains 6 blanks) Sender identifier to be agreed before message installation.
S003	INTERCHANGE RECIPIENT	M		M		
0010	Recipient identification	M	an..35	M	an..35	Recipient identifier, as agreed. In standard cases the data recipient's Odette-ID of data recipientis entered. Recipient identifier to be agreed before message installation.
S004	DATE/TIME OF PREPARATION	M		M		
0017	Date of preparation	M	n6	M	n6	Date of preparation (conversion) of the transmission file YYMMDD
0019	Time of preparation	M	n4	M	n4	Time of preparation (conversion) of the transmission file HHMM
0020	Interchange control reference	M	an..14	M	an..14	VW-Format: n5; Unique reference number, assigned by sender to track the operation.

Remark:

Volkswagen AG uses the standard separator characters. The UNA segment is not sent.

Example:

UNB+UNOA:2+O0013000001VW R11+O09999000000000029R88-ID+991008:1459+12345'

No	Tag	St	MaxOcc	Level	Name
2	UNH	M	1	0	Message Type Identification, first segment of a message

Standard			Implementation			
Tag	Name	St	Format	St	Format	Usage / Remark
0062	Message reference number	M	an..14	M	an..14	Message reference number / unique ref. no., UNH is counted through once per data transfer by data sender.
S009	MESSAGE IDENTIFIER	M		M		
0065	Message type identifier	M	an..6	M	an..6	DELJIT Delivery just in time message
0052	Message type version number	M	an..3	M	an..3	D Draft version/UN/EDIFACT Directory
0054	Message type release number	M	an..3	M	an..3	97A Release 1997 - A
0051	Controlling agency	M	an..2	M	an..2	UN UN/ECE/TRADE/WP.4

Remark:

UNH is counted per data transmission.

Example:

UNH+98765+DELJIT:D:97A:UN'

No	Tag	St	MaxOcc	Level	Name
3	BGM	M	1	0	Header segment of message, Message identification / reference number

Standard			Implementation			
Tag	Name	St	Format	St	Format	Usage / Remark
C002	DOCUMENT/ MESSAGE NAME	C		C		
1001	Document/ message name, coded	C	an..3	M	an..3	DIS Production planning information EFL End of changes FAV References from preliminary FU 30 Sequenced call-off (PAB) REF Reference data (from weekly / daily target) SEV Sequence forecast (e.g. body-in-white call-off) SEC Sequence control (e.g. M 2 sequence) STO Cancellation order, data belonging to this order should be deleted completely. STC Cancellation sequence call (PAB), a sequence cal sent before is cancelled. The order keeps valid and will be called once more later. The status is to reset. STC = Cancellation sequence call (PAB), a sequence cal sent before is cancelled. The order keeps valid and will be called once more later. The status is to reset. Other codes may be agreed for various JiT installations.
1131	Code list qualifier	C	an..3	N		Not used
3055	Code list responsible agency, coded	C	an..3	C	an..3	10 ODETTE
1000	Document/ message name	C	an..35	M	an..35	'SYNCRO', is used only from SYNCRO-Version 2
C106	DOCUMENT/ MESSAGE IDENTIFICATION	C		C		
1004	Document/ message number	C	an..35	M	n6	call-off no., counted through once per document/application
1056	Version	C	an..9	M	an..9	Identifier of VW-SYNCRO-Version, is transmitted with version 3.

Remark:

VW uses the SYNCRO message as a vehicle-specific message. The message applications Sequenzvorschau SEV and Sequenzkontrolle SEC are optional and must be agreed if required.

Example:

BGM+30::10:SYNCRO+456789:3'

No	Tag	St	MaxOcc	Level	Name
4	DTM	M	10	1	Message creation date / time

		Standard		Implementation		
Tag	Name	St	Format	St	Format	Usage / Remark
C507	DATE/TIME/ PERIOD	M		M		
2005	Date/time/period qualifier	M	an..3	M	an..3	137 Document/message date/time
2380	Date/time/period	C	an..35	M	an..35	Date / time: Reference data (REF) and sequence forecast (SEV): Time file created in LAFES-JIT PAB SEV, SEC: Time message created in FIS-JIT
2379	Date/time/period format qualifier	C	an..3	M	an..3	203 CCYYMMDDHHMM

Remark:

Example:

DTM+137:199910081459:203'

No	Tag	St	MaxOcc	Level	Name
	SG2	M	3	1	Customer Identification
5	NAD	M	1	1	Customer Identification

		Standard		Implementation		
Tag	Name	St	Format	St	Format	Usage / Remark
3035	Party qualifier	M	an..3	M	an..3	BY Buyer
C082	PARTY IDENTIFICATION DETAILS	C		C		
3039	Party id. identification	M	an..35	M	an..9	VW-Format: an..9 Suppliers customer id, is used only if agreed (Code 91) VW-Format: an..5 Customer name, unless bilaterally agreed differently the brand name is used as standard. (Code 92): VW (in reference data, currently including Volkswagen Brüssel, Volkswagen Nutzfahrzeuge, Volkswagen Sachsen (Mosel), Autoeuropa) AUDI, SKODA, SEAT VWB = Volkswagen Brüssel VWN = Volkswagen Nutzfahrzeuge VWS = Volkswagen Sachsen (Mosel) VWAE = Autoeuropa
1131	Code list qualifier	C	an..3	N		Not used
3055	Code list responsible agency, coded	C	an..3	C	an..3	91 Zugewiesen vom Verkäufer oder dessen Agenten 92 Zugewiesen vom Käufer oder dessen Agenten

Remark:

This segment is always sent. The recipient plant is sent in a separate NAD segment.

Example:

NAD+BY+852369741::91'

No	Tag	St	MaxOcc	Level	Name
	SG2	M	3	1	Consignee, goods recipient (destination factory)
6	NAD	M	1	1	Consignee, goods recipient (destination factory)

		Standard		Implementation		
Tag	Name	St	Format	St	Format	Usage / Remark
3035	Party qualifier	M	an..3	M	an..3	CN Consignee
C082	PARTY IDENTIFICATION DETAILS	C		C		
3039	Party id. identification	M	an..35	M	an..3	VW/Audi plant code (plant to be delivered to), example 28 = Werk Mosel
1131	Code list qualifier	C	an..3	N		Not used
3055	Code list responsible agency, coded	C	an..3	M	an..3	92 Zugewiesen vom Käufer oder dessen Agenten

Remark:

Example:

NAD+CN+28::92'

No	Tag	St	MaxOcc	Level	Name
	SG2	M	3	1	Supplier (goods sender) Identification
7	NAD	M	1	1	Supplier (goods sender) Identification

		Standard		Implementation		
Tag	Name	St	Format	St	Format	Usage / Remark
3035	Party qualifier	M	an..3	M	an..3	CZ Consignor
C082	PARTY IDENTIFICATION DETAILS	C		C		
3039	Party id. identification	M	an..35	M	an..10	Local supplier code
1131	Code list qualifier	C	an..3	N		Not used
3055	Code list responsible agency, coded	C	an..3	C	an..3	92 Zugewiesen vom Käufer oder dessen Agenten

Remark:

A 9-character supplier number is used (7 characters plus 2-character identifier).

Example:

NAD+CZ+013456700::92'

No	Tag	St	MaxOcc	Level	Name
	SG4	M	9999	1	Delivery Instruction Line
8	SEQ	M	1	1	Sequence data, Header segment per JiT-module

Standard			Implementation			
Tag	Name	St	Format	St	Format	Usage / Remark
1245	Status indicator, coded	C	an..3	C	an..3	3 Created new 2 Cancellation 5 Replacement 9 Test/do not deliver 10 Already delivered 1 Änderung Information status; This identifier controls processing at the JiT supplier 3 = JiT-call-off / New record (first access) 2 = Delete record * 9 = Test / No delivery 10 = Already delivered / Re-order 5 = replacement only with BGM Code SEC = sequence control 1 = Changes. This qualifier is transmitted only with changes in SG 4, DTM, DE 2005 with codes 17 or 11
C286	SEQUENCE INFORMATION	C		C		
1050	Sequence number	M	an..10	M	an..10	Present VW format: an..6 nxxxx = Assembly sequence data In sequenced call-off (PAB): nn = assembly line no., xxxx = sequence no. on assembly line. Note: Counter reset is dependent on local FIS-JIT installation Sequence forecast (SEV), Production Planning Data (DIS), References from preliminary FU (FAV) and Reference data (REF) an assembly line may be transmitted if it planned for an vehicle order. Otherwise "00" is transmitted.

Remark:

The data are allocated by way of the file name and the allocation reference in UNH.

In transmission of reference data (REF) from LAFES-JiT only:

3 = New record (first access), 2 = Delete record, 3 = Change record = New record after delete record The change service is applied to complex individual assemblies described by more than one part number only for the changed range of part numbers, not for all part numbers of the individual assembly.
 9 = Test / No delivery!

In transmission of the sequence forecast (SEV):

3 = New record (first access), 9 = Test / No delivery!

In transmission of the PAB from FIS-JIT

3 = JiT-call-off , 9 = Test / No delivery!, 10 = Already delivered / Re-order; for complex individual assemblies subsets (one or more part numbers) may also be re-ordered. Re-order codes in segment GIR must be observed in further processing.

If a number of individual assemblies with different module identifiers in GIR DE 74 02 'PGI' (= parts group identifier) are called for one identification number, the SeG 4 is repeated for each module / module identifier. The change service is applied to complex individual assemblies described by more than one part number only for the changed range of part numbers, not for all part numbers of the individual assembly.

Example:

SEQ+3+123456'

No	Tag	St	MaxOcc	Level	Name
	SG4	M	9999	1	Delivery Instruction Line
9	DTM	M	5	2	Sequence call-off date / time; In reference data: ZP8-date (possibly M1-date)

Standard			Implementation			
Tag	Name	St	Format	St	Format	Usage / Remark
C507	DATE/TIME/ PERIOD	M		M		
2005	Date/time/period qualifier	M	an..3	M	an..3	194 Start date/time 206 End date/time 101 Production date, no schedule established as of 17 Delivery date/time, estimated 194 = ID for recording date (SEV / sequenced call-off) 206 = ID for recording date (SEC) 101 = planned ZP 8 time (production date), standard for reference data 17 = planned M1 date / time (delivery date, estimated), special agreement for reference data 11 = Estimated shipment date of this reference number 84 = Latest shipment date of this reference number
2380	Date/time/period	C	an..35	M	an..35	For sequence forecast data (FIS-JIT) and sequenced call-off the time of code number entry is set at the agreed recording point .
2379	Date/time/period format qualifier	C	an..3	M	an..3	203 CCYYMMDDHHMM 103 YYWWD 102 CCYYMMDD 203 = YYYYMMDDHHMM for registration point data 103 = YYWWD for reference data 102 = YYYYMMTT possible for M1 date

Remark:

In transmission of reference data from the weekly assembly program the DTM segment is not transmitted. As of implementation of the K to K process, the week and day given in the identification number will no longer have any meaning as a ZP-8 scheduling date. It is therefore planned that in connection with K to K the scheduled ZP-8 date will be sent as a straight date in the reference data. It is important for JiT suppliers to be able to process the ZP-8 date when they use the reference data to manage their production (e.g. electrical systems). By agreement, the planned M1 date may be entered instead of the ZP-8 date if the ZP-8 date does not provide a sufficiently accurate indication of the assembly date.

Example:

DTM+194:199910081457:203'

No	Tag	St	MaxOcc	Level	Name
	SG4	M	9999	1	Delivery Instruction Line
10	GIR	C	99	2	Vehicle data 1

Standard			Implementation			
Tag	Name	St	Format	St	Format	Usage / Remark
7297	Set identification qualifier	M	an..3	M	an..3	ADD Additional Data
C206	IDENTIFICATION NUMBER	M		M		
7402	Identity number	M	an..35	M	an..35	system synchronisation number transmitted only in the PAB and only by assembly plants with two or more parallel JiT assembly lines. The entries of parallel recording points in FIS are counted consecutively with one synchronisation number. The data for all assembly lines are transmitted over one logical link. After a fault/line break the synchronisation number is used to restore the logical sequence where there are several parallel assembly lines.
7405	Identity number qualifier	C	an..3	C	an..3	SSR Systems Sequence Reference
C206	IDENTIFICATION NUMBER	C		C		
7402	Identity number	M	an..35	M	an..35	max. 12 characters. special specifications: Field assignment must be agreed dependent on assembly, e.g. for Audi: prototype, interior equipment and trim. Supplementary description for vehicle, not transmitted in the standard case; only transmitted if additional information is agreed At present special specifications can only be transmitted in the messages from FIS-JIT.
7405	Identity number qualifier	C	an..3	M	an..3	SVS Qualifier Additional Vehicle Specifications
C206	IDENTIFICATION NUMBER	C		C		
7402	Identity number	M	an..35	M	an..35	re-order code; Data element group transmitted only in event of re-orders from FIS-JIT. (see comments).
7405	Identity number qualifier	C	an..3	C	an..3	ACO Nachbestellung / Additional Call-off
C206	IDENTIFICATION NUMBER	C		C		
7402	Identity number	M	an..35	M	an..35	memo no. For pilot (prototype) vehicles the reference number of the memo is transmitted. The data element is only used for 'memo' vehicles. At present the memo no. is only available in the messages from FIS-JIT
7405	Identity number qualifier	C	an..3	M	an..3	PRI Vorserienkennung / Qualifier Pilot Run Identification
C206	IDENTIFICATION NUMBER	C		C		

		Standard		Implementation		
Tag	Name	St	Format	St	Format	Usage / Remark
7402	Identity number	M	an..35	M	an..35	Sequence call off reference (see comment) nnxxxx = reference data from registration point for delivery in sequence of production (30 = PAB): nn = assembly line number xxxx = serial number on assembly line Note: the zeroing of the counter depends on the local FIS-JIT installation.
7405	Identity number qualifier	C	an..3	C	an..3	LSR Qualifier Logical Sequence Reference

Remark:

Comments:

The GIR segment 'additional vehicle data 1' is not sent in the reference data and sequence forecast from LAFES-JIT. The data element group C206 with qualifier LSR is only sent in the message application for sequence control 'SEC'. The sequence control version is only agreed and installed in exceptional cases. In special cases with regard to materials handling it is used to check and correct sequence data (qualifier = 30). When the sequence control message 'SEC' is sent the scope of data used in segment group 4 is restricted.

re-order code

By way of the re-order code actions including creation of the electronic TSL (cost acceptance by VW -Audi) are controlled.

Code Fault type Proposal i.e. in

- Cost acceptance elec. TSL
- G.. Quality / damage` Charged to supplier
- P.. Damage in Prod. Charged to VW / Audi in TSL
- F.. Defective part Charged to supplier
- H.. Defective part Charged to VW / Audi in TSL
- L.. Misconstruction Charged to supplier
- K.. Misconstruction Charged to VW / Audi in TSL
- E.. TE problem Charged to VW / Audi in TSL

Example:

GIR+ADD+123456789012:SSR+ABCDEFGHijkl:SVS+P4A:ACO+ABCDEFGH:PRI+123456:LSR'

No	Tag	St	MaxOcc	Level	Name
	SG4	M	9999	1	Delivery Instruction Line
11	GIR	M	99	2	Vehicle data 2

Standard			Implementation			
Tag	Name	St	Format	St	Format	Usage / Remark
7297	Set identification qualifier	M	an..3	M	an..3	4 Vehicle reference set
C206	IDENTIFICATION NUMBER	M		M		
7402	Identity number	M	an..35	M	an..17	vehicle identification no., only transmitted in the sequenced call-off, important for safety parts, spares supply.
7405	Identity number qualifier	C	an..3	C	an..3	VV Vehicle identity number
C206	IDENTIFICATION NUMBER	C		C		
7402	Identity number	M	an..35	M	an..10	PJKWT1234P = Order data / control no. PJ = Target production year, KW = Calendar week (ZP-8 planning date) T = Day (ZP-8 planning date) 1234 = Sequence no.. unique for each day of the week P = Test digit (Modulo 10, calculated via KWT1234)
7405	Identity number qualifier	C	an..3	M	an..3	AN Manufacturing reference number
C206	IDENTIFICATION NUMBER	C		C		
7402	Identity number	M	an..35	M	an..5	jjaaa = 2-character model year and 3-character model; as opposed to the sequenced call-off, in the reference data and sequence forecast data from LAFES-JIT '00' is transmitted as a constant in the model year, and the vehicle class in the model.
7405	Identity number qualifier	C	an..3	M	an..3	TMA Qualifier Modell
C206	IDENTIFICATION NUMBER	C		C		
7402	Identity number	M	an..35	M	an..4	Module Id (module code, formerly = part type group), is indicated by 4 characters starting in SYNCRO Version 3. The module code should be given in the module label barcode if use of the standard JiT label has been agreed. The module code should be given in the crate label barcode for delivery in sequence of production if use of the standard crate label for delivery in sequence of production has been agreed.
7405	Identity number qualifier	C	an..3	C	an..3	PGI Parts group identifier

Remark:

In SYNCRO Version 2, an identifier for the module ID (module code) was sent with two characters. The module code combines all part numbers of a module. If a one logistics provider, for instance, sequences

and delivers a number of individual assemblies (modules) for one code number, the module code is used to manage logistics operations, e.g. the assignment of location of assembly (installation cycles of modules / assemblies). In the event of changes to logistics operations, e.g. changing of installation cycles (locations of assembly) the assignment should only be changed for the logistics provider, but locations in JiT vehicle data records should not be changed. Because the module code in most cases has an identical form to the module identifier in the parts list, an effort should be made to use the same designation. A 4-character module code allows a differentiation in the long term.

Example:

GIR+4+VWVZZZ1JZ1W204568:VV+9947143652:AN+991J0:TMA+ABCD:PGI'

No	Tag	St	MaxOcc	Level	Name
	SG4	M	9999	1	Delivery Instruction Line
12	LOC	C	5	2	Manufacturing department code, not transmitted in the reference data and sequence preview of LAFES-JIT

		Standard		Implementation		
Tag	Name	St	Format	St	Format	Usage / Remark
3227	Place/location qualifier	M	an..3	M	an..3	54 Manufacturing department
C517	LOCATION IDENTIFICATION	C		C		
3225	Place/location identification	C	an..25	M	an..10	VW-Format: an..4 Code for body recording point is transmitted. VW-Format: an..10 With re-orders an agreed delivery location is transmitted.

Remark:

Example:

LOC+54+RB01'

No	Tag	St	MaxOcc	Level	Name
	SG4	M	9999	1	Delivery Instruction Line
	SG7	M	9999	2	Product Item Line
13	LIN	M	1	2	Part number (parts no, assembly no, LAW no)

Standard			Implementation			
Tag	Name	St	Format	St	Format	Usage / Remark
1082	Line item number	C	an..6	N		Not used
1229	Action request/ notification, coded	C	an..3	N		Not used
C212	ITEM NUMBER IDENTIFICATION	C		C		
7140	Item number	C	an..35	M	an..19	Part number / VW part number in structured print format (TTT MMM UUU II FFF), blanks at the end of the article number will not be sent. Form: ' ttt mmm uuu ii fff' ttt = Type identifier mmm = Mid group uuu = Subsidiary group ii = Index fff = Colour code; poss. logistics code
7143	Item number type, coded	C	an..3	M	an..3	IN Buyer's item number

Remark:

In standard case segment group 7 with LIN et sqq. is always sent. In transmittals of message type sequence control (SEC) the segment group 7 is not used.

Example:

LIN+++ BKK A00 117 OS VD:IN'

No	Tag	St	MaxOcc	Level	Name
	SG4	M	9999	1	Delivery Instruction Line
	SG7	M	9999	2	Product Item Line
14	PIA	M	10	3	Additional information kind of parts (BESI- kind of parts)

		Standard		Implementation		
Tag	Name	St	Format	St	Format	Usage / Remark
4347	Product id. function qualifier	M	an..3	M	an..3	1 Additional identification
C212	ITEM NUMBER IDENTIFICATION	M		M		
7140	Part type (BESI part type)	C	an..35	M	an..4	

Remark:

The part type (BESI part type) combines the part numbers in BESI for logical checks. The part type may be used beginning with SYNCRO version 3.

Example:

PIA+1+ABCD'

No	Tag	St	MaxOcc	Level	Name
	SG4	M	9999	1	Delivery Instruction Line
	SG7	M	9999	2	Product Item Line
	SG11	M	100	3	Call-off quantity = delivery quantity per assembly / part number
15	QTY	M	1	3	Call-off quantity = delivery quantity per assembly / part number

Standard			Implementation			
Tag	Name	St	Format	St	Format	Usage / Remark
C186	QUANTITY DETAILS	M		M		
6063	Quantity qualifier	M	an..3	M	an..3	131 Delivery quantity
6060	Quantity	M	n..15	M	n..15	Call off quantity for each item no. (for each Order data / control no)
6411	Measure unit qualifier	C	an..3	M	an..3	PCE piece

Remark:

Example:

QTY+131:1:PCE'

No	Tag	St	MaxOcc	Level	Name
16	UNT	M	1	0	Final segment of message, Message check segment

		Standard		Implementation		
Tag	Name	St	Format	St	Format	Usage / Remark
0074	Number of segments in a message	M	n..6	M	n..6	Check counter for the total number of segments in the message (including UNH and UNT segments).
0062	Message reference number	M	an..14	M	an..14	The reference number must be identical to UNH, DE 0062, and is assigned by the data sender.

Remark:

The UNT segment serves to end a message and check its completeness.

Example:

UNT+15+98765'

No	Tag	St	MaxOcc	Level	Name
17	UNZ	M	1	0	Final segment of transmission file, terminates a transfer file and checks it for completeness

Standard				Implementation		
Tag	Name	St	Format	St	Format	Usage / Remark
0036	Interchange control count	M	n..6	M	n..6	Number of messages in a transmission
0020	Interchange control reference	M	an..14	M	an..14	Transmission reference number, is allocated by sender. Reference number is identical to UNB DE0020.

Remark:

The UNZ segment serves to end a transmission file and check its completeness.

Example:

UNZ+1+12345'

5 Message Pattern

	No	St	MaxRep	Segments
	UNB	1 M	1	UNB+UNOA:2+O0013000001VW R11+O09999000000000029R 88-ID+991008:1459+12345'
	UNH	2 M	1	UNH+98765+DELJIT:D:97A:UN'
	BGM	3 M	1	BGM+30::10:SYNCRO+456789:3'
	DTM	4 M	10	DTM+137:199910081459:203'
┌───	SG2	M	3	
└───	NAD	5 M	1	NAD+BY+852369741::91'
┌───	SG2	M	3	
└───	NAD	6 M	1	NAD+CN+28::92'
┌───	SG2	M	3	
└───	NAD	7 M	1	NAD+CZ+013456700::92'
┌───	SG4	M	9999	
└───	SEQ	8 M	1	SEQ+3+123456'
	DTM	9 M	5	DTM+194:199910081457:203'
	GIR	10 C	99	GIR+ADD+123456789012:SSR+ABCDEFGHIJKL:SVS+P4A:ACO+ ABCDEFGHIH:PRI+123456:LSR'
	GIR	11 M	99	GIR+4+WVWZZZ1JZ1W204568:VV+9947143652:AN+991J0:TMA +ABCD:PGI'
	LOC	12 C	5	LOC+54+RB01'
┌───	SG7	M	9999	
└───	LIN	13 M	1	LIN+++ BKK A00 117 OS VD:IN'
	PIA	14 M	10	PIA+1+ABCD'
┌───	SG11	M	100	
└───	QTY	15 M	1	QTY+131:1:PCE'
	UNT	16 M	1	UNT+15+98765'
	UNZ	17 M	1	UNZ+1+12345'